

APPENDIX 3

Summary of Consultation Findings - “Controlling alcohol use in public spaces - have your say”

The consultation ran from 24/07/2020 to 16/09/2020

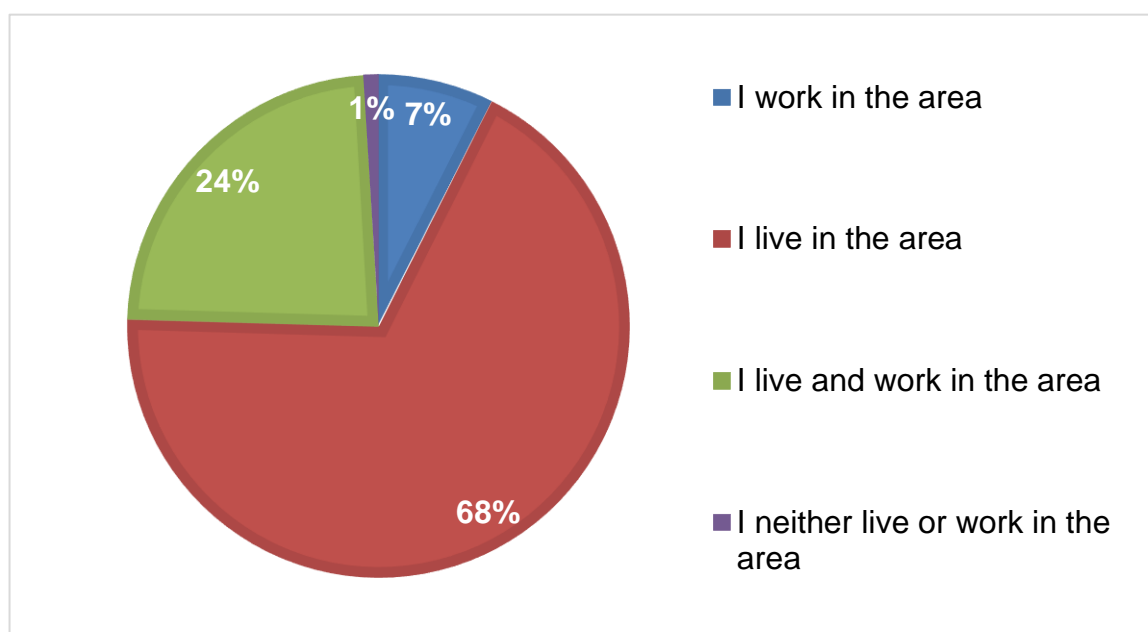
Responses to this survey: **432**

Questions 1-3

These questions related to name, email address and organisation (where appropriate).

Question 4: Do you live or work in Hammersmith & Fulham?

Option	Total	Percent
I work in the area	32	7.41%
I live in the area	294	68.06%
I live and work in the area	102	23.61%
I neither live or work in the area	4	0.93%



Question 5: If you neither work or live in Hammersmith & Fulham, how often do you visit the borough?

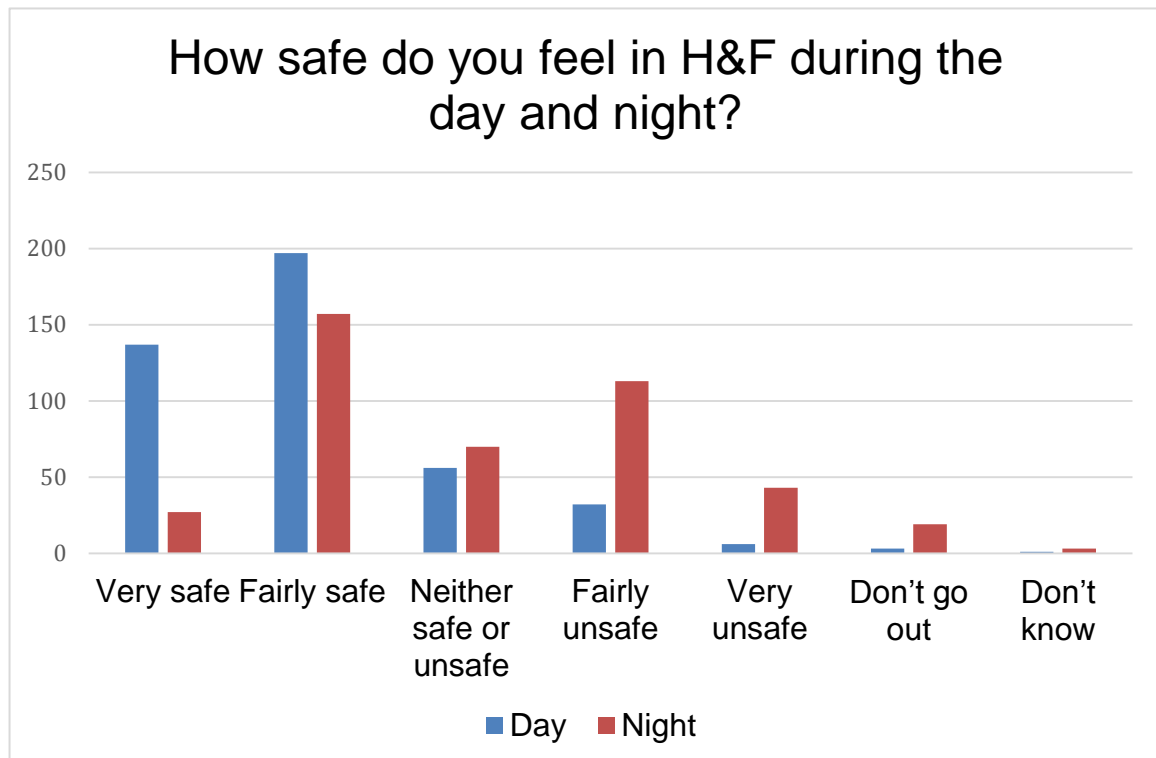
This question indicated that the vast majority of respondents visited the borough very regularly (multiple times per week).

Question 6: How safe do you feel in Hammersmith & Fulham during the day?

Option	Total	Percent
Very safe	137	31.71%
Fairly safe	197	45.60%
Neither safe or unsafe	56	12.96%
Fairly unsafe	32	7.41%
Very unsafe	6	1.39%
Don't go out	3	0.69%
Don't know	1	0.23%

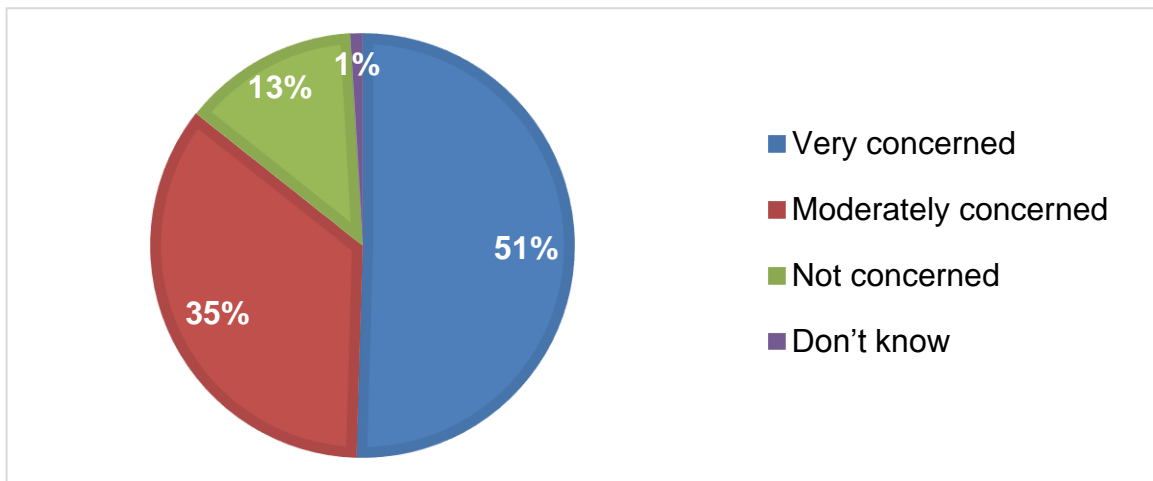
Question 7: How safe do you feel in Hammersmith & Fulham at night?

Option	Total	Percent
Very safe	27	6.25%
Fairly safe	157	36.34%
Neither safe or unsafe	70	16.20%
Fairly unsafe	113	26.16%
Very unsafe	43	9.95%
Don't go out	19	4.40%
Don't know	3	0.69%



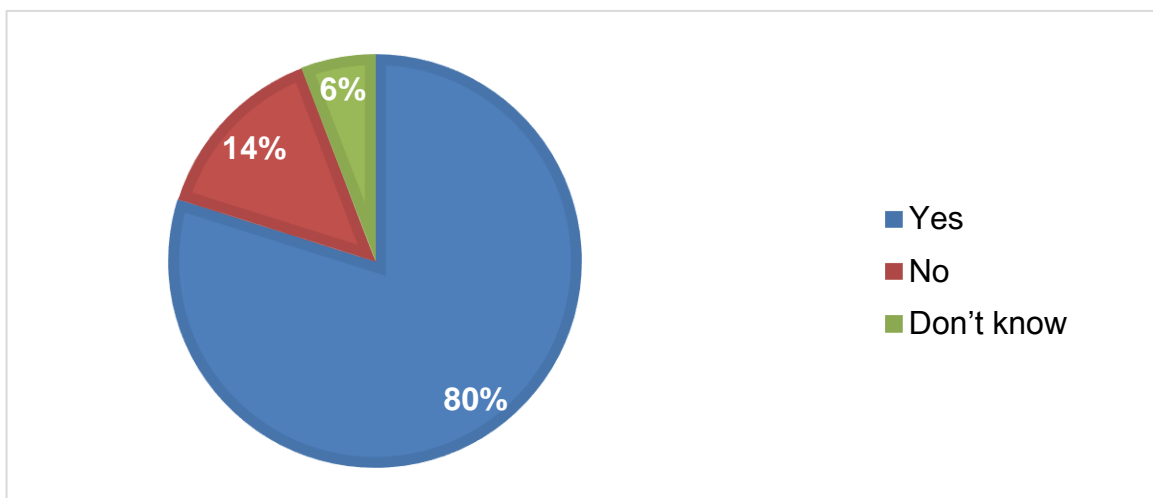
Question 8: How concerned are you about street drinking in Hammersmith & Fulham?

Option	Total	Percent
Very concerned	218	50.46%
Moderately concerned	152	35.19%
Not concerned	58	13.43%
Don't know	4	0.93%



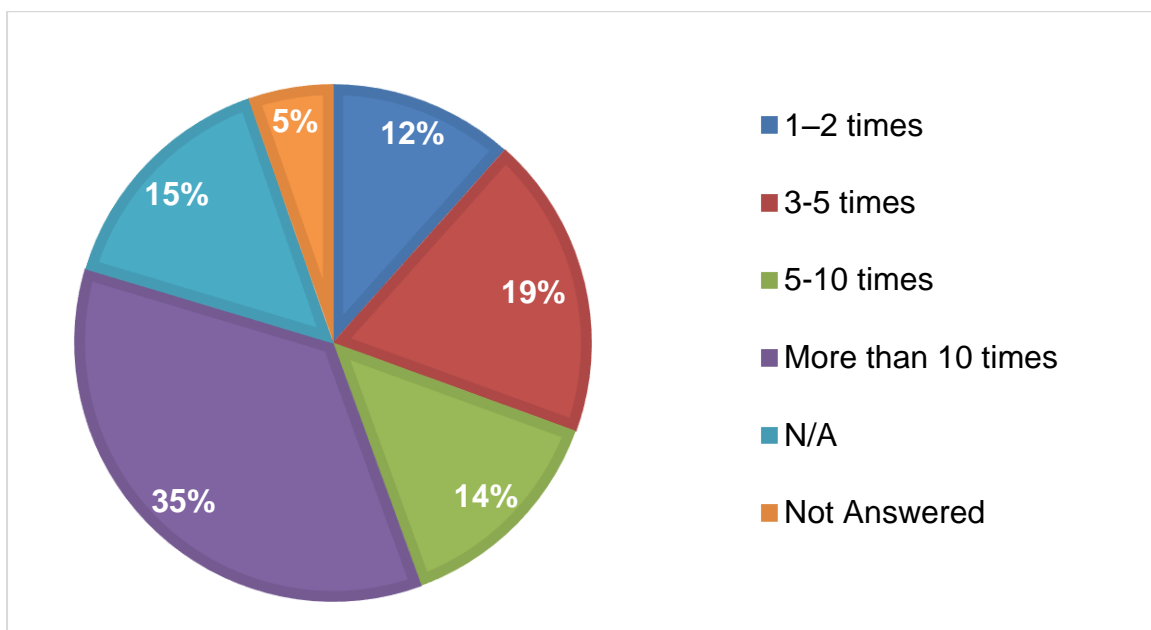
Question 9: Have you witnessed anti-social behaviour that you believe was a result of street drinking in Hammersmith & Fulham in the last year?

Option	Total	Percent
Yes	345	79.86%
No	62	14.35%
Don't know	25	5.79%



Question 10: If yes to Q9, how often have you witnessed this in the last year?

Option	Total	Percent
1–2 times	50	11.57%
3-5 times	82	18.98%
5-10 times	60	13.89%
More than 10 times	152	35.19%
N/A	65	15.05%
Not Answered	23	5.32%



Question 11: If yes to Q9, where have you witnessed this in the borough in the last year and to who did you report it? (please state the road or area and, where reported, to who – Police, Council, Councillor etc)

Location	Times mentioned (total 367 reports)	Reported incidents to various authorities
Shepherds Bush Green	51	Parks Police (1), Police (2), Council (1)
Riverwalk/Thames Path	50	Police (7), Council (5), Resident meetings (2)
Shepherds Bush Road	28	Police (1)
Brook Green & Little Brook Green	22	Police (4), Resident meeting (1), Council (1)
Parsons Green	21	Parks Police (1), Police (4), Council (5)
King Street	20	Resident meeting (1), Council (1)
Uxbridge Road	17	Police (2)
Fulham Palace Rd	16	Police (1), Residents meeting (1), Council (1)
Ravenscroft Park	15	Police (1)
Wormolt Park	13	Parks Police (1), Police (4)
Goldhawk Road	12	Council (1)
Eel Brook Common	10	Parks Police(1), Police (1), Council (1)
Fulham Broadway	10	Police (1), Residents meeting (1), Council (1)
Furnivall Gardens	8	Parks Police (2), Council (2)
Hammersmith Park	8	Police (1)
Batoum Gardens	7	Did not report
Bishops Park	7	Parks Police (2)
Frank Banfield Park	7	Parks Police (1)
Near Black Lion Pub	7	Police (2), Council (2)
Wormwood Scrubs Park	5	Did not report
Bloemfontein Road	4	Police (1)
Frithville Gdns	4	Police (2)
Normand Park	4	Police (1)
White City	4	Police (1)
Wendell Park	3	Parks Police (2)
Margravine Cemetery	3	Did not report
Marcus Garvey Park	3	Police (1)
Du Cane Road	2	Did not report
Near Blue Anchor Pub	2	Police (1)
Wells Road	2	Did not report
Cathnor Park	2	Did not report
Wood Lane	1	Did not report
Near Duke of Cornwall Pub	1	Did not report

Near Apollo	1	Did not report
Lyric Square	1	Did not report
Near Black Swan Pub	1	Did not report
Near Plough & Harrow Pub	1	Did not report



Responses suggest particular hotspot areas include Shepherd's Bush Green and Shepherd's Bush Road, the Thames Path/Riverwalk area, high streets and shopping areas (King Street,

Uxbridge Road, Fulham Palace Road, Goldhawk Road, Fulham Broadway) and other parks and open spaces (Brook Green/Little Brook Green, Parsons Green, Ravenscourt Park, Wormholt Park, Eel Brook Common, Furnival Gardens, Hammersmith Park etc.).

Despite a number of the locations being mentioned repeatedly, the level of reporting was generally low which suggests alcohol related ASB is more prevalent than police/council data would suggest. Some responses indicated that they had reported repeatedly but the matter persisted, and others reported that the incidents were so regular they did not report.

Other establishments also mentioned were hotels/hostels (x5) (locations of these are noted above) and football events/match days (x6).

Question 12: If yes to Q9, what types of anti-social behaviour have you witnessed? (tick all that apply)

Option	Total
Litter	300
Noise	296
Public Urination	269
Inappropriate Behaviour	201
Verbal Abuse	200
Intimidation/Harassment	153
Physical Abuse	70
Drugs*	48*
Other	41
Not Answered	73

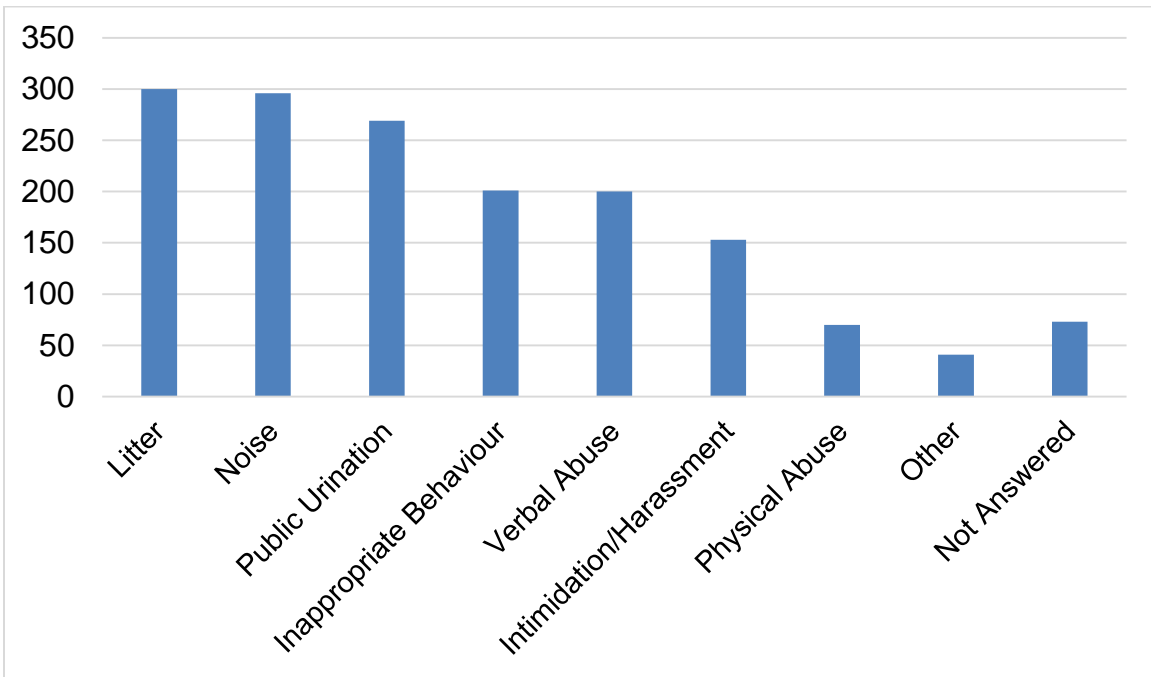
*Drug related ASB was not included as a selectable option in this question, but it has been included here based on the number of times it was included under 'Other'.

Other:

Responses expressed concerns relating to witnessing violence and fighting, begging/aggressive begging, loud music, defecation, theft, catcalling/sexual harassment, breaching of social distancing regulations**, graffiti/vandalism, dog fouling, dangerous driving, rough sleeping, inappropriate sexual behaviour, trespass, criminal damage, hate crime, spitting and swearing.

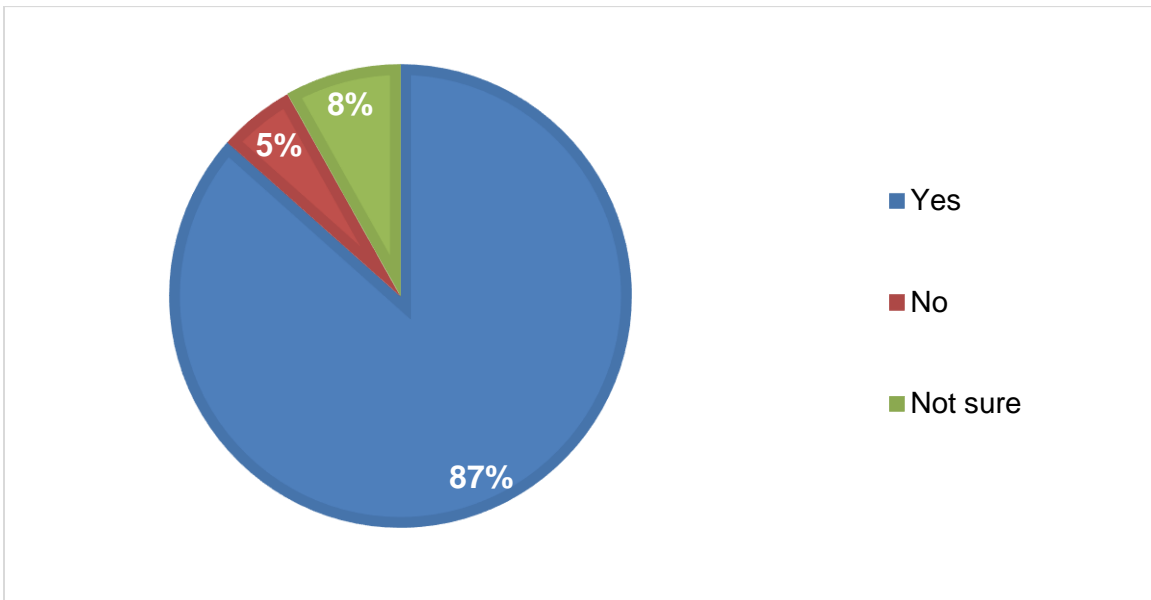
** It should be noted that this consultation took place during the covid-19 pandemic when various social distancing restrictions were still in force. Many consultation responses expressed concerns relating to increases in alcohol-related ASB during this period and breaches of social distancing regulations.

Appendix 3 – Summary of Consultation Findings



Question 13: Do you support the current PSPO powers (which permits consumption of alcohol in the borough, but allows authorised police and council officers to confiscate alcohol)?

Option	Total	Percent
Yes	374	86.57%
No	23	5.32%
Not sure	35	8.10%



Question 14: Do you have any other comments?

The comments provided in response to this question are grouped into the following themes:

Theme	No. of times theme mentioned in responses
The need for visible, consistent and ongoing enforcement and action	80
Support for powers that allow the responsible consumption of alcohol in public spaces and endorsing enforcement action where there is ASB	34
Support for the proposed renewal of PSPO	22
Support for a complete ban on the consumption of alcohol in all non-licenced public spaces	15
Littering/Bins	12
Associated ASB - Including begging, urination, noise	10
Equal or greater concern about drug dealing/use	10
Concerns related to licencing conditions and/or the sale of alcohol	9
Ensure available support for individuals with problematic alcohol use	7
Targeted action is required in hotspot locations	6
Concern not related to PSPO/Consumption of alcohol	6
Links to homelessness and rough sleeping including role of hostels in supporting PSPO	5
Risk of disproportionality in PSPO enforcement	4
The need for, and importance of, PSPO signage	4
The impact of anti-social drinking on the community in causing intimidation and safety concerns	3
Support for a complete ban on the consumption of alcohol in identified hotspot locations	3
The need for public toilets	2
Support for a complete ban on the consumption of alcohol in parks	2
Suggested ban on the consumption of alcohol in hotspot areas at night (e.g. from 10pm)	2
Training is required for police and authorised officers on mental health and substance use	2

Appendix 3 – Summary of Consultation Findings

